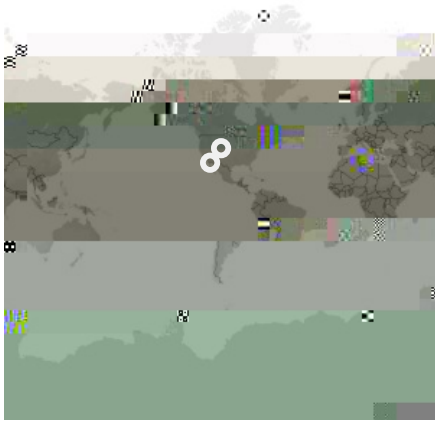


All



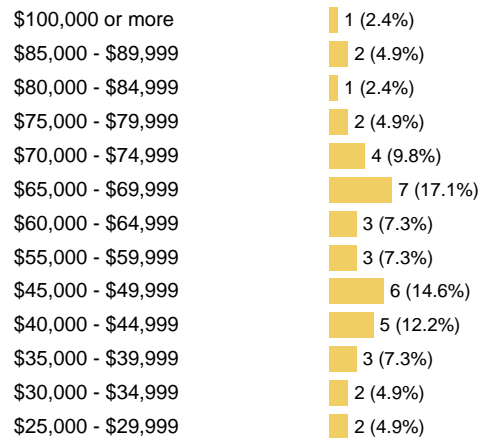
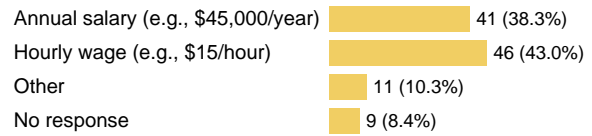
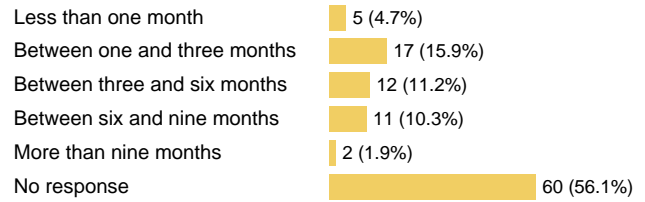




































Academic Year: 2020; Degree: All; College: Non-Traditional Degrees





|                                 |   |                                    |  |
|---------------------------------|---|------------------------------------|--|
| Data Analytics                  |  1 (50.0%) | Accounting                         |  3 (2.8%)     |
| Healthcare Services & Hospitals |  1 (50.0%) | Arts Performing/Creative           |  1 (0.9%)     |
|                                 |   | Banking (Commercial)               |  1 (0.9%)     |
|                                 |   | Biotechnology and Pharmaceuticals  |  2 (1.9%)     |
|                                 |   | Business Administration/Management |  1 (0.9%)     |
|                                 |   | Communication Services and Media   |  1 (0.9%)     |
|                                 |   | Computer Science/Programming       |  5 (4.7%)   |
|                                 |   | Education Administration           |  7 (6.5%)   |
|                                 |   | Education/Teaching Postsecondary   |  5 (4.7%)   |
|                                 |   | Education/Teaching Pre K - 12      |  19 (17.8%) |
|                                 |   | Financial Services                 |  1 (0.9%)   |
|                                 |   | Food and Beverage                  |  1 (0.9%)   |
|                                 |   | Foundation                         |  1 (0.9%)   |
|                                 |   | Government                         |  5 (4.7%)   |
|                                 |   | Healthcare Services & Hospitals    |  5 (4.7%)   |
|                                 |   | High Tech/Information Technology   |  1 (0.9%)   |
|                                 |   | Insurance                          |  1 (0.9%)   |
|                                 |   | Labor/Human Resources              |  2 (1.9%)   |
|                                 |   | Other                              |  9 (8.4%)   |
|                                 |   | Real Estate                        |  3 (2.8%)   |
|                                 |   | Research/Development/Science       |  1 (0.9%)   |
|                                 |   | Retail                             |  8 (7.5%)   |
|                                 |   | Social Services                    |  14 (13.1%) |
|                                 |   | Sports/Recreation                  |  1 (0.9%)   |
|                                 |   | Wholesale Trade                    |  1 (0.9%)   |
|                                 |   | No response                        |  8 (7.5%)   |

Academic Year: 2020; Degree: All; College: Non-Traditional Degrees

---

One

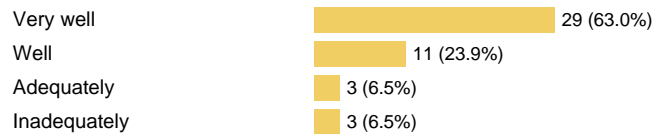
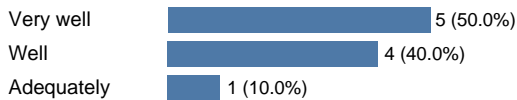
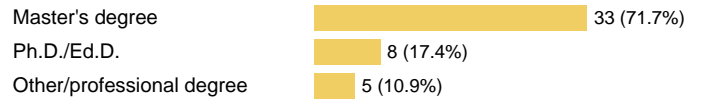
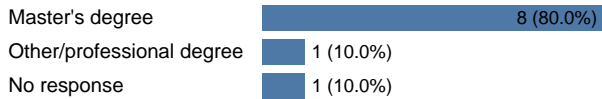

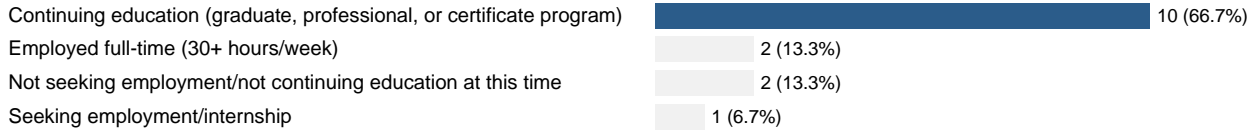


No response





Academic Year: 2020; Degree: All; College: Non-Traditional Degrees



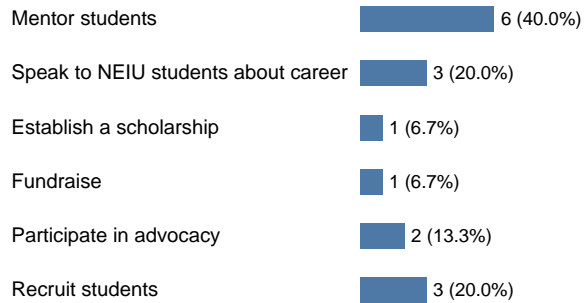
Average rating, on a 4-point scale 3.4

Average rating, on a 4-point scale 3.4



Neither goV r

Average rating, on a 7-point scale 4.0



Academic Year: 2020; Degree: All; College: Non-Traditional Degrees

