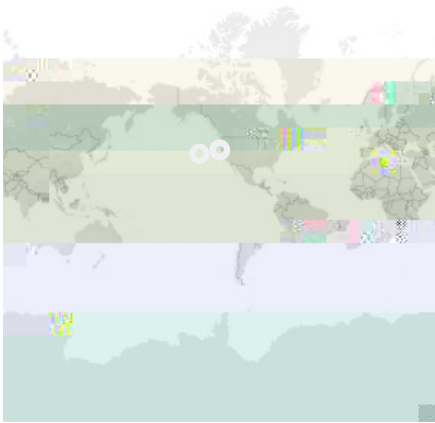



4.1

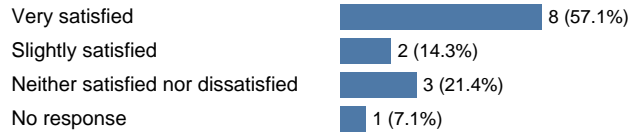


c r a f t s y

h a l l o w e e n

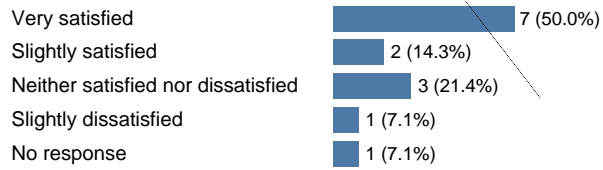


.....



Average rating, on a 5-point scale 4.4

.....



Printed on 11/15/2019 10:15:15 AM

Internship 3 (21.4%)

NEIU Alumni Association 1 (7.1%)

Research with faculty / Alumni Association x

Average rating, on a 6-point scale

Academic Year: 2020; Degree: UG; College: Business

Yearly Survey

Very satisfied

4 (50.0%)

Somewhat satisfied 3 (37.5%)

No response 1 (12.5%)

Very well

2 (25.0%)

Well 3 (37.5%)

Adequately 2 (25.0%)

No response 1 (12.5%)

Average rating, on a 6-point scale: 5.0

Same field as major(s) 5 (62.5%)

Related to major(s) 4 (50.0%)

Same field as major(s)

Related to major(s)

No response

5 (62.5%)

Academic Year: 2020; Degree: UG; College: Business

Y a v e s t a r F y S r y T S r k

I X

Accounting
Fin

Academic Year: 2020; Degree: UG; College: Business

Survey Data

Survey Data

One		6 (
Three or more		
No response		

.....

- Employed full-time (30+ hours/week)
- Continuing education (graduate, professional, or other)
- Seeking employment/internship
- Employed part-time (less than 30 hours/week)

- Continuing education (graduate, professional, or other)
- Employed full-time (30+ hours/week)
- Seeking employment/internship
- Employed part-time (less than 30 hours/week)
- Not seeking employment/not continuing education at this time
- Other
- Participating in a volunteer program (e.g., Peace Corps, AmeriCorps)

.....

Master's degree  3 (100.0%)

.....

Very well		1 (33.3%)
Well		1 (33.3%)
Inadequately		1 (33.3%)

Average rating, on a 4-point scale 2.7

Academic Year: 2020; Degree: UG

Academic Year: 2020; Degree: UG; College: Business