

Average rating, on a 5-point scale 4.4

Community based project 4 (12.1%)

Internship 2 (6.1%)

NEIU Alumni Association 6 (18.2%)

On-campus employment 2 (6.1%)

Research with faculty 2 (6.1%)

Student Organization 4 (12.1%)

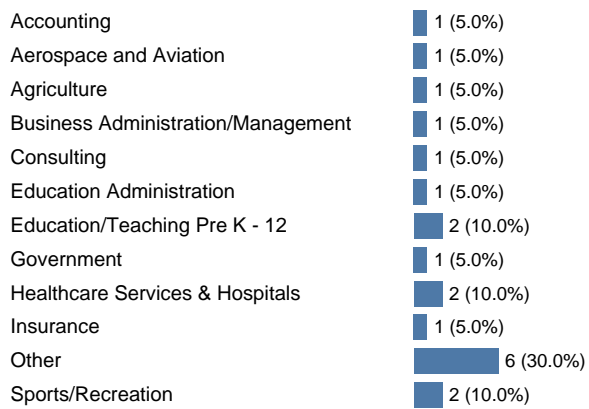
Tutor or peer advisor 5)

5

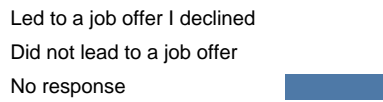
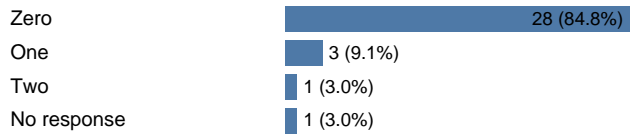
5

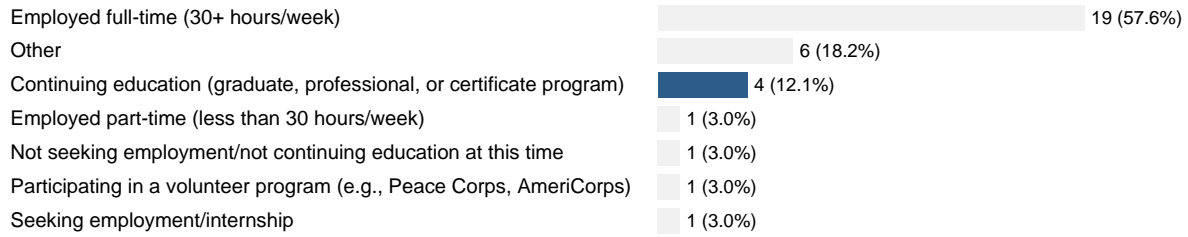
Academic Year: 2019; Degree: Bachelors; College: Non-Traditional Degrees

p



Academic Year: 2019; Degree: Bachelors; College: Non-Traditional Degrees





Master's degree

Very well
Adequately

Academi n ObL

Academic Year: 2019; Degree: Bachelors; College: Non-Traditional Degrees

