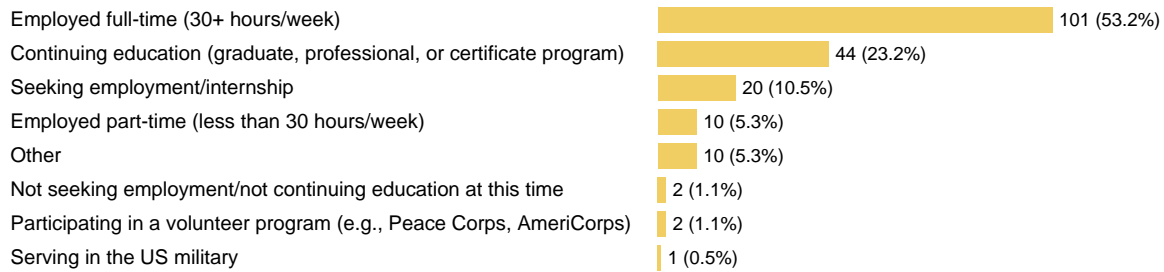
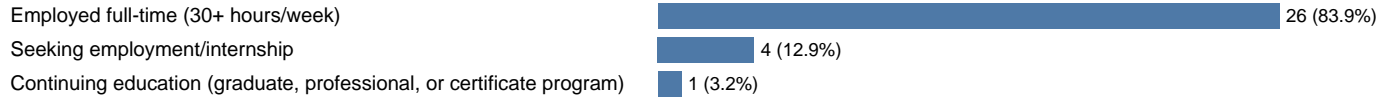


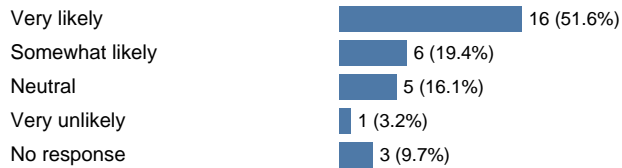


U N I V E R S I T Y

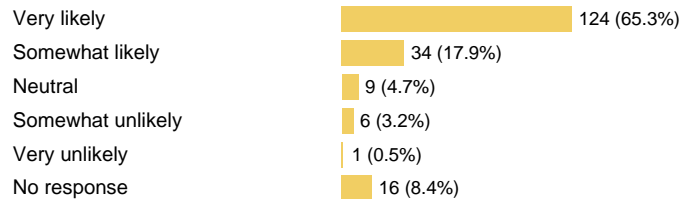
U N I V E R S I T Y



U N I V E R S I T Y




Average rating, on a 5-point scale 4.3

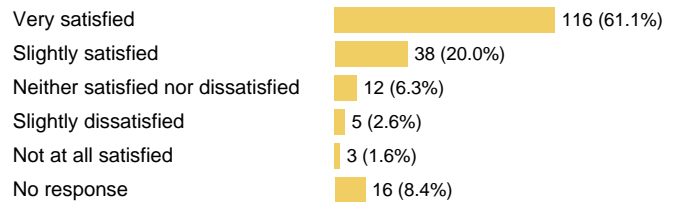


Average rating, on a 5-point scale 4.6

U N I V E R S I T Y

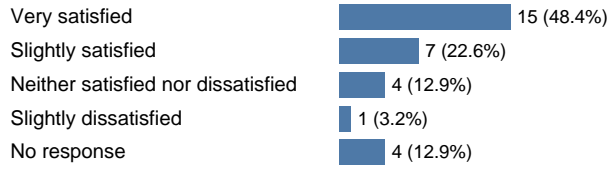


Average rating, on a 5-point scale

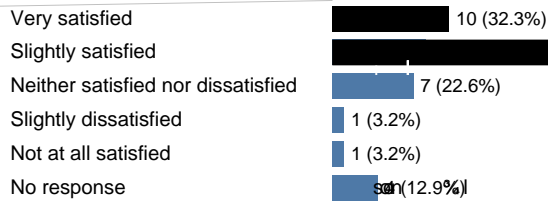


Average rating, on a 5-point scale 4.5

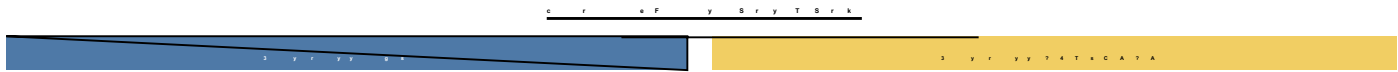
1 (3.2%)  
No. 32.3 (12.9%)



Average rating, on a 5-point scale 4.3



Academic Year: 2019; Degree: Bachelors; College: Business



Academic related clubs 6 (19.4%)

Internship 1 (3.2%)

NEIU Alumni Association 4 (12.9%)

On-campus employment 4 (12.9%)

Student Organization 4 (12.9%)

Tutor or peer advisor 2 (6.5%)

Academic related clubs 35 (18.4%)

Community based project 17 (8.9%)

Internship 51 (26.8%)

NEIU Alumni Association 16 (8.4%)

On-campus employment 33 (17.4%)

Research with faculty 27 (14.2%)

Student Organization 31 (16.3%)

Student philanthropy 2 (1.1%)

Tutor or peer advisor 28 (14.7%)

2 4 v e s t a r f y b r y

Employed full-time (30+ hours/week)

Seeking employment/internship

Continuing education (graduate, proro

e a r o u t  
Academic Year: 2019; Degree: Bachelors; College: Business

7 a v e s t a r F y S r y T S r k

\* s p y y r v i s p a i s i r w e r d





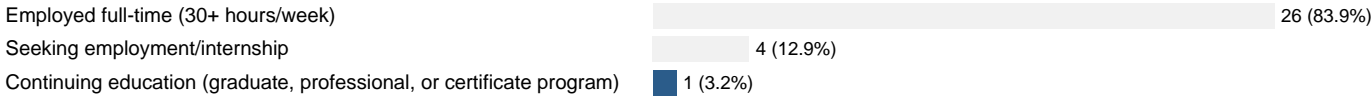




Academic Year: 2019; Degree: Bachelors; College: Business

T S r r r i ? V i S r P y S r y

\* \* \* P a s \* \* \* S r r r i v i \* \* \* S r R i v \* \* \* S r O n v i S r r v v i r S R S \* \* \* y v S r r y \*



\* S P P \* \* \* V i S \* \* \* S r



Average rating, on a 7-point scale

