





B1

	Men	Women	Men	Women
<b>Undergraduates</b>				
Degree-seeking, first-time freshmen	142	172	7	9
Other first-year, degree-seeking	76	130	56	54
All other degree-seeking	864	1,243	746	1,048
<b>Total degree-seeking</b>	<b>1,082</b>	<b>1,545</b>	<b>809</b>	<b>1,111</b>
All other undergraduates				




**B4-B21: Graduation Rates**

In the following section for bachelor's or equivalent programs, please disaggregate the Fall 2014 and Fall 2015 cohorts (formerly CDS B4-B11) into four groups:



<b>A</b>	Initial 2015 cohort of first-time, full-time, bachelor's (or equivalent) degree-seeking undergraduate students					0
<b>B</b>	Of the initial 2015 cohort, how many did not persist and did not graduate for the following reasons: <ul style="list-style-type: none"> <li>• Deceased</li> <li>• Permanently Disabled</li> <li>• Armed Forces</li> <li>• Foreign Aid Service of the Federal Government</li> <li>• Official church missions</li> <li>• Report Total Allowable Exclusions</li> </ul>					0
<b>C</b>	Final 2015 cohort, after adjusting for allowable exclusions	0	0	0		0
<b>D</b>	Of the initial 2015 cohort, how many completed the program in four years or less (by Aug. 31, 2019)					0
<b>E</b>	Of the initial 2015 cohort, how many completed the program in more than four years but in five years or less (after Aug. 31, 2019 and by Aug. 31, 2020)					0
<b>F</b>	Of the initial 2015 cohort, how many completed the program in more than five years but in six years or less (after Aug. 31, 2020 and by Aug. 31, 2021)					0
<b>G</b>	Total graduating within six years (sum of lines D, E, and F)	0	0	0		0
<b>H</b>	Six-year graduation rate for 2015 cohort (G divided by C)	#DIV/0!	#DIV/0!	#DIV/0!		#DIV/0!



<b>A</b>	Initial 2014 cohort of first-time, full-time, bachelor's (or equivalent) degree-seeking undergraduate students	<b>449</b>	<b>29</b>	<b>248</b>	<b>726</b>
----------	--	------------	-----------	------------	------------

Of the initial 2014 cohort, how many did not persist and did not graduate for the following reasons:

- B**
- Deceased
  - Permanently Disabled
  - Armed Forces
  - Foreign Aid Service of the Federal Government
  - Official church missions



**B22. Retention Rates**

Report for the cohort of all full-time, first-time bachelor's (or equivalent) degree-seeking undergraduate students who entered in Fall 2020 (or the preceding summer term).

- The initial cohort may be adjusted for students who departed for the following reasons:
  - \* Death
  - \* Permanent Disability
  - \* Service in the armed forces
  - \* Foreign aid service of the federal government
  - \* Official church missions
  - \* No other adjustments to the initial cohort should be made.

**B22** For the cohort of all full-time bachelor's (or equivalent) degree-seeking undergraduate students who entered your institution as freshmen in Fall 2020 (or the preceding summer term), what percentage was enrolled at your institution as of the date your institution calculates its official enrollment in Fall 2021.